

Fuse Holders for 5 x 20mm Fuses

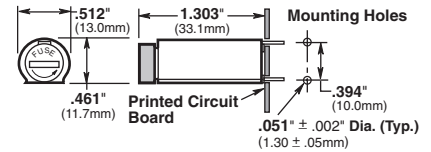
HTC Series - PCB Holders, Blocks & Clips and Panel Mount Holders



PCB Fuse Holders

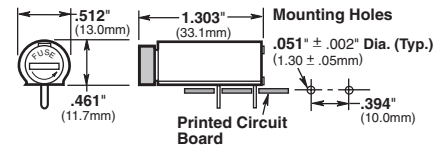
HTC-45M: Vertical Mount

- 250V AC, 10A, 2.5W
- Bayonet Cap/Carrier
- Operating Temperature Range: -30°C to 85°C
- Specifications: See Below
- Agency Information: 1, 2, 5 (See table below)



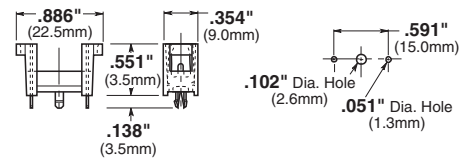
HTC-50M: Horizontal Mount

- 250V AC, 10A, 2.5W
- Bayonet Cap/Carrier
- Operating Temperature Range: -30°C to 85°C
- Specifications: See Below
- Agency Information: 1, 2 (See table below)



HTC-60M - PCB Stand-Off Mount


- 250V AC, 6.3A
- Valox 420 SEO; Bronze
- Specifications: See Below
- Agency Information: 1, 4 (See table below)



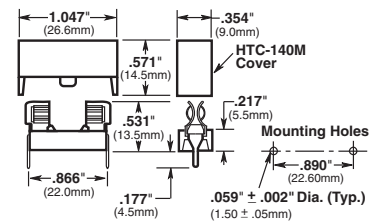
PCB Fuse Blocks

HTC-15M & HTC-140M (Block & Snap-On Cover)

- 250V, 6.3A, 1.6W
- Specifications: See Below
- Agency Information: 1, 3 (See table below)



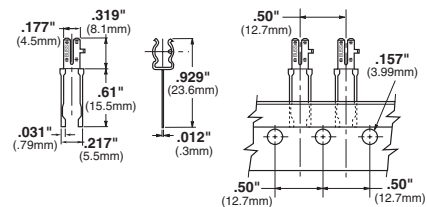

No agency approvals
on HTC-140M



PCB Fuseclip

HTC-200M

- For 5mm diameter fuses
- Tape and Fan Fold packed
- Tin-plated bronze
- Agency Information: No agency approvals.



Specifications

Terminals — Tin-plated brass.

Molded Materials — High temperature thermoplastic that meets the flammability ratings of UL 94V0 (HTC-15M material meets UL 94V1); Glow Wire Test: 960°C per IEC 695-2-1.

Solderability — In accordance with IEC 68-2-20.

Electrical — Contact Resistance: ≤10mΩ; Insulation Resistance: ≥10MΩ; Dielectric Strength ≥2000Vac.

Shock Safety — PC2 (fuse holders).

Agency Information:

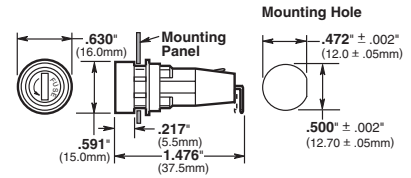
- 1) cURus: Guide IZLT2 & IZLT8, File # E14853; 6.3A, 250V
- 2) SEMKO: 9226032; 6.3A, 250V
- 3) VDE: 4004439
- 4) VDE: 4004455
- 5) VDE: 4004456

Packaging — See table on page 2

Panel Mount Fuse Holders

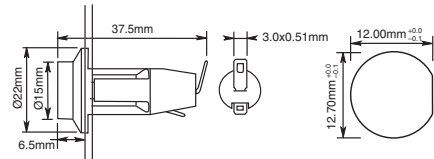
HTC-35M

- 250V, 10A, 2.5W
- Threaded Cap/Carrier
- Specifications: See Below
- Agency Information: 1, 4 (See table below)



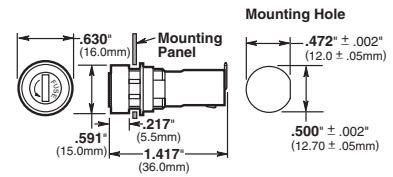
HTC-40M

- 250V, 10A, 2.5W
- Screwdriver slot
- Specifications: See Below
- Agency Information: 1, 3 (See table below)



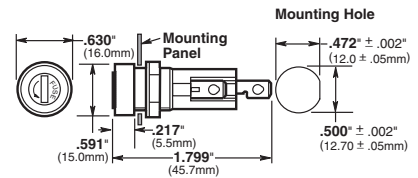
HTC-55M

- 250V, 10A, 2.5W
- Bayonet Cap/Carrier
- Specifications: See Below
- Agency Information: 1, 5 (See table below)



HTC-70M

- 250V, 10A, 2.5W
- Bayonet Cap/Carrier
- Specifications: See Below
- Agency Information: 1, 2 (See table below)



Specifications

Terminals — Tin-plated brass with 3mm (HTC-35M, -55M) and 4.8mm (HTC-70M).

Molded Materials — High temperature thermoplastic that meets the flammability ratings of UL 94VO; Glow Wire Test: 960°C per IEC 695-2-1.

Solderability — In accordance with IEC 68-2-20.

Electrical — Contact Resistance: ≤10mΩ; Insulation Resistance: ≥10MΩ; Dielectric Strength ≥2000Vac.

Shock Safety — PC2 (fuse holders).

Agency Information:

- 1) cURus: Guide 1ZLT2 & 1ZLT8, File E14853
- 2) VDE: 40004457
- 3) VDE: 40004458
- 4) VDE: 40004459
- 5) VDE: 40004463

Packaging Codes	
Packaging Code Prefix	Description
Blank	10 pieces packed into a carton
BK-	100 pieces packed into a cardboard shelf package
TR-	HTC-200M only - 1000 pieces per box in Ammo pack

The only controlled copy of this Data Sheet is the electronic read-only version located on the Bussmann Network Drive. All other copies of this document are by definition uncontrolled. This bulletin is intended to clearly present comprehensive product data and provide technical information that will help the end user with design applications. Bussmann reserves the right, without notice, to change design or construction of any products and to discontinue or limit distribution of any products. Bussmann also reserves the right to change or update, without notice, any technical information contained in this bulletin. Once a product has been selected, it should be tested by the user in all possible applications.

Life Support Policy: Bussmann does not authorize the use of any of its products for use in life support devices or systems without the express written approval of an officer of the Company. Life support systems are devices which support or sustain life, and whose failure to perform, when properly used in accordance with instructions for use provided in the labeling, can be reasonably expected to result in significant injury to the user.